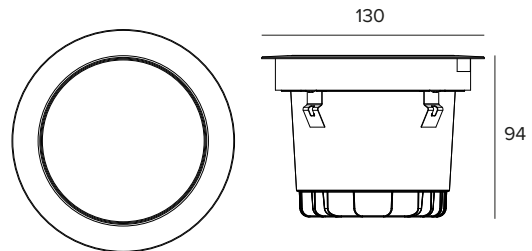


E065ZML827CSS | Keplero Quantum 130

Recessed professional projector with an adjustable optical unit



The fixture's photometric values can be found on the following pages



The figures on the drawing are expressed in mm.

SOURCE

High efficiency Chip on Board LED. 2700K (Ra80) colour temperature.

Energy efficiency class: C

Nominal power: 12W

Nominal flux: 1867lm

Colour rendering index: 80

Rf: 80

Rg: 97

CCT nominal: 2700K

ILLUMINOTECHNICAL CHARACTERISTICS

Optical system made of a double optical grade PMMA lens and a holographic diffusing filter for continuous adjustment of the beam angle (from Spot to Medium Wide Flood). Adjustability of the optical unit up to 20° on the vertical plane. Tilting of the optical unit and adjustment of the beam angle made through external regulations without opening the product.

Optic: ZOOM

Beam angles: SP-MWFL

Optical efficiency: See photometries

Fixture flux: See photometries

Luminous efficacy: See photometries

Photobiological safety: Compliant with RG1 low risk group

MECHANICAL CHARACTERISTICS

Die-cast aluminium body with 2 layers of protection: cataphoresis and black paint. Ultra flat decorative ring with a flared edge, made of brushed stainless steel (AISI 316) in a natural finish. Extra clear protective glass.

Colour and finish: Brushed stainless steel

Version: CLEAR GLASS

Degree of protection: IP66,IP67,IP68

Mechanical Resistance: IK10

ELECTRICAL CHARACTERISTICS

Constant current power supply. ON-OFF or DALI2 remote driver to be ordered separately. Precabled with 1,5m 2x0,5mm² cable. Casambi control system available via accessory (for products with DALI2 driver only).

Fixture Power: 14W

Power supply: 700mA

Insulation Class: CLASS 3

Driver included: NO

Class F: YES

Ambient temperature: -25°C / +35°C

INSTALLATION

In-ground installation by a reinforced nylon sleeve, to be ordered separately. Sleeves are available for flush or trim installation. 20kN resistance to static load. Wall/ceiling installation by the accessory mounting systems.

NOTES

IP68: the fixture is not suitable for permanent underwater installation but can withstand temporary accidental immersion to a depth of 1.5 metres (max.1h). All the Keplero Quantum 130 versions meet the drive-over and walk-over requirements set out in the EN 60598-2-13 standard. It features the "Waterblock Smart" technical solution which involves resin-sealing the connection cables to minimize the risk of moisture rising into the fixture. Commissioning of the control system via free APP; the intervention of a specialist technician can be quoted on request.

WARRANTY

5 years.

WARNING

Luminaire designed for disposal/recycling at end-of-life. Replaceable (LED only) light source by a professional. Non-replaceable control gear.

Due to the technological evolution of the electronic components, the data provided may be updated, and as such, confirmation must be requested during the order process.

Luminous flux and power supply have +/-10% tolerances with respect to the indicated value. tq +25°C (CIE 121).

We reserve the right to make technical changes.

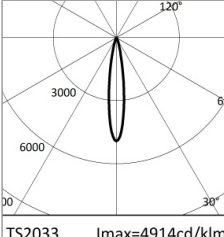
Targetti Sankey S.r.l.
Via Pratese, 164
50145 Firenze - Italy
Tel: +39 055 37911
targetti.com
targetti@targetti.com

CCIAA Firenze
Share Capital:
€ 500.000,00
VAT N. (IT):
01537660480
R.E.A.: FI-275656

TARGETTI

E065ZML827CSS | Keplero Quantum 130

Recessed professional projector with an adjustable optical unit



| | 2700K | H(m) | D(m) | Emax(lx) | | |
|---------------|-----------------|------|--------|----------|------|-----|
| | Ra80 | | 16° | | | |
| Fixture Power | 14W | 1 | 0.29 | 9174 | | |
| Source Flux | 1867lm | 2 | 0.58 | 2293 | | |
| Fixture Flux | 1172lm | 3 | 0.87 | 1019 | | |
| Efficacy | 85lm/W | 4 | 1.16 | 573 | | |
| TS2033 | Imax=4914cd/klm | Imax | 9174cd | 5 | 1.45 | 367 |



| | 2700K | H(m) | D(m) | Emax(lx) | | |
|---------------|-----------------|------|--------|----------|------|----|
| | Ra80 | | 42° | | | |
| Fixture Power | 14W | 1 | 0.77 | 2028 | | |
| Source Flux | 1867lm | 2 | 1.54 | 507 | | |
| Fixture Flux | 1129lm | 3 | 2.31 | 225 | | |
| Efficacy | 82lm/W | 4 | 3.08 | 127 | | |
| TS2034 | Imax=1086cd/klm | Imax | 2028cd | 5 | 3.85 | 81 |

SP

| | |
|--------------------|--------|
| Fixture flux | 1172lm |
| Luminous efficacy | 85lm/W |
| Optical efficiency | 63% |

WFL

| | |
|--------------------|--------|
| Fixture flux | 1129lm |
| Luminous efficacy | 82lm/W |
| Optical efficiency | 60% |

Due to the technological evolution of the electronic components, the data provided may be updated, and as such, confirmation must be requested during the order process.

Luminous flux and power supply have +/-10% tolerances with respect to the indicated value. tq +25°C (CIE 121).

We reserve the right to make technical changes.

Targetti Sankey S.r.l.
Via Pratese, 164
50145 Firenze - Italy
Tel: +39 055 37911
targetti.com
targetti@targetti.com

CCIAA Firenze
Share Capital:
€ 500.000,00
VAT N. (IT):
01537660480
R.E.A.: FI-275656

TARGETTI

E065ZML827CSS | Keplero Quantum 130

Recessed professional projector with an adjustable optical unit

Related codes


Sleeve



| L mm | H mm | P mm | Code |
|------|------|------|-------------|
| 317 | 125 | 317 | A121 |

Reinforced nylon installation sleeve.
The sleeve is designed for the trim installation of the fixture.
Complete with a cover element to protect the recessed housing during concrete pouring.
Ax/B 317x317 H. 125



| L mm | H mm | P mm | Colour | Code |
|------|------|------|---|---------------|
| 317 | 127 | 317 |  | A122SS |

Reinforced nylon installation sleeve.
The sleeve is designed for the flush installation of the fixture.
Complete with a cover element to protect the recessed housing during concrete pouring.
Ax/B 317x317 H. 127

Mounting System



Code

A123

Steel spring kit for wall and ceiling installations.

Power Supply

| Dimensions LxHxP mm | Power | Power supply | Output current | IP | Code |
|---------------------|---------|--------------|----------------|------|---------------|
| 114x32x44 | 25W MAX | 220-240Vac | 700mA | IP67 | A140EL |

Electronic ON-OFF power supply.

| Dimensions LxHxP mm | Power | Power supply | Output current | IP | Code |
|---------------------|---------|--------------|----------------|------|---------------|
| 114x32x44 | 25W MAX | 220-240Vac | 700mA | IP67 | A140D2 |

DALI2 power supply.

Accessories

Connector



Code

1E2493

Linear connection box IP68.
4 poles max. wire section 2.5mm².
Cable diameter range from 7 to 12mm.



Code

1E2494

Multiple connection box IP68.
1 IN - 3 OUT 4 poles max. wire section 2.5mm².
Cable diameter range from 6 to 12mm.

Tool



Code

1E3305

Tightening wrench for the connector kit.

Due to the technological evolution of the electronic components, the data provided may be updated, and as such, confirmation must be requested during the order process.
Luminous flux and power supply have +/-10% tolerances with respect to the indicated value. tq +25°C (CIE 121).

We reserve the right to make technical changes.

Targetti Sankey S.r.l.
Via Pratese, 164
50145 Firenze - Italy
Tel: +39 055 37911
targetti.com
targetti@targetti.com

CCIAA Firenze
Share Capital:
€ 500.000,00
VAT N. (IT):
01537660480
R.E.A: FI-275656

TARGETTI